


632 102 MER



1/32 scale



COLOURS

GSI Creos (GUNZE)		Mr.METAL COLOR	
AQUEOUS	Mr.COLOR	Mr.METAL COLOR	
H316	C316	WHITE	

This product contains metal and resin detail parts for upgrading scale plastic models. When selecting this set make sure that it is for the kit mentioned in product name as these sets are made specifically for that kit. When upgrading the model some cutting or corrections may be necessary for parts to fit accurately. **WARNING!** This set contains small and sharp parts. Work carefully in a ventilated and well-lit room. Safety glasses are recommended. This product is not suitable for children below 14 years of age.

Tento výrobek obsahuje leptané a odlévané detaily pro úpravu a vylepšení plastického modelu. Při výběru sady kovových detailů zkontrolujte, zda je určena pro model, který chcete upravit. Model, pro který je sada určena, je uveden u názvu výrobku. Pro přesnou aplikaci kovových a odlévaných dílů může být zapotřebí upravit díly upravovaného modelu. **POZOR!** Sada obsahuje malé ostré díly. Pracujte ve větrané a dobře osvětlené místnosti. Doporučujeme použít ochranných brýlí. Tento výrobek není vhodný pro děti mladší 14 let.

eduard

435 21 Obrnice 170
Czech Republic




www.eduard.com



632 102 MER


1/32

BRASSIN



BRASSIN

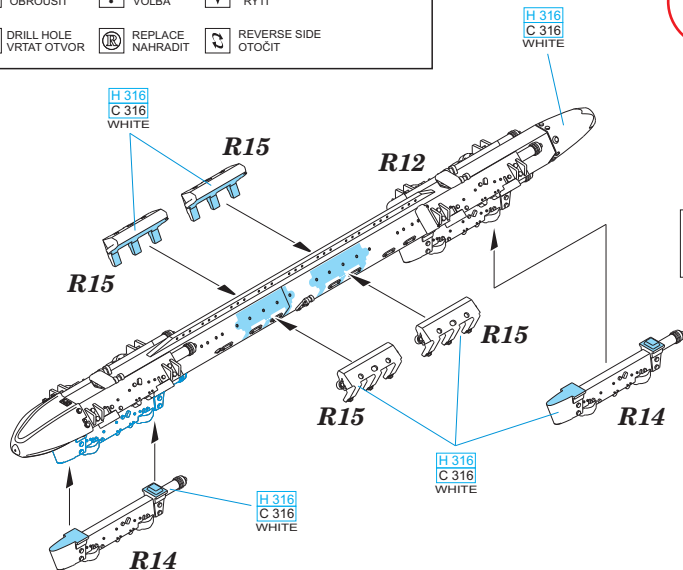
eduard



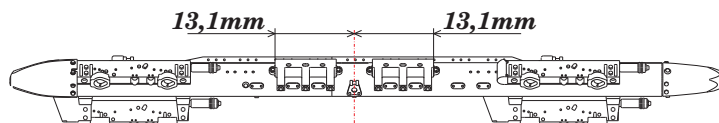
BEST BRASS RESIN AROUND!

- | | | |
|---------------------------|-----------------------|---|
| REMOVE
ODSTRANIT | BEND
OHNOUT | SYMMETRICAL ASSEMBLY
SYMETRICKÁ MONTÁŽ |
| GRIND
OBRUOSIT | ? OPTION
VOLBA | V SCRIBE THE PANEL AND HOLES
RYTI |
| DRILL HOLE
VRTAT OTVOR | @ REPLACE
NAHRADIT | R REVERSE SIDE
OTOČIT |

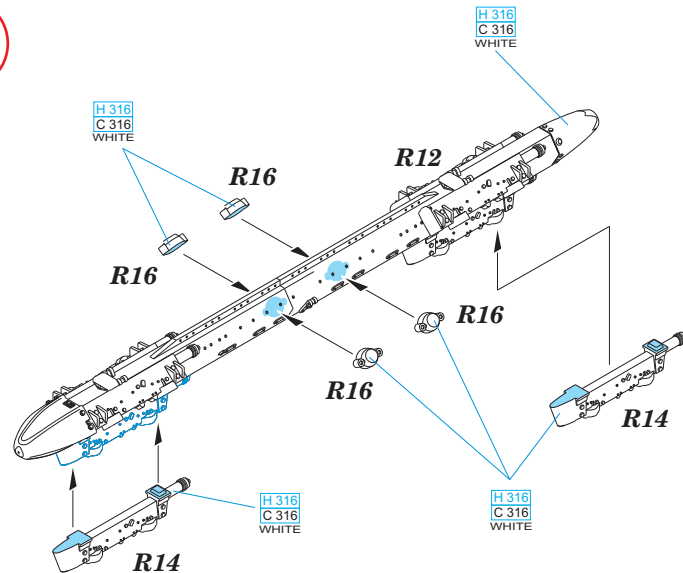
1



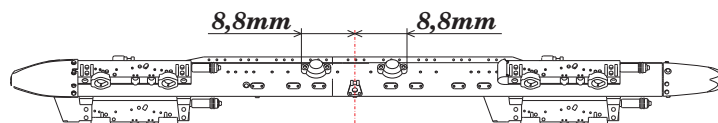
TYPICAL POSITION of R15 parts



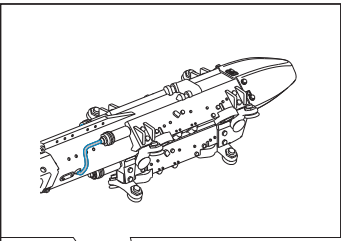
SEE YOUR REFERENCES



TYPICAL POSITION of R16 parts

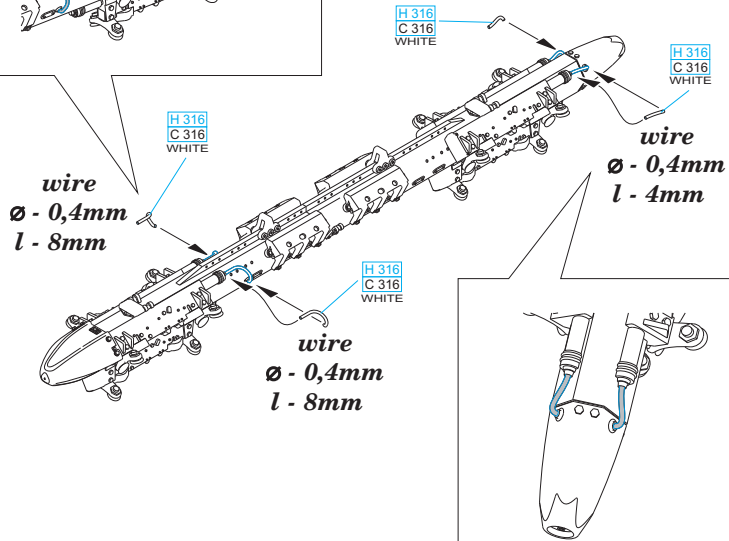


SEE YOUR REFERENCES



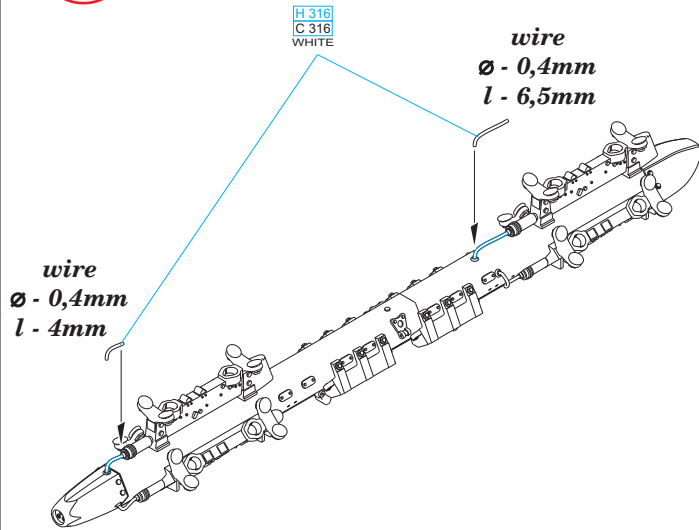
4

wire
 $\varnothing - 0,4mm$
 $l - 4mm$



5

2



DECAL SCHEMES

